

Correctly printing your foot measure

For Windows 7 & Firefox users



SHOEPASSION
COM

▶ [Choose another operation system?](#)

1.

Choose your print option.

▶ [PAGE 1](#)

2.

Print and check the foot-measure paper.

▶ [PAGE 3 or 4](#)

3.

Please follow our detailed measuring instructions.

▶ [PAGE 2](#)

4.

Find your optimal shoe size!

1. Choose a print option



Method 1

Printing with Firefox

Step 1 ▼

Step 2 ▶

Step 3 ▼

The screenshot shows the Firefox print dialog for an Officejet 6600#3 printer. In Step 1, the 'Properties...' button is highlighted. In Step 2, the 'Advanced...' button is highlighted. In Step 3, the 'Scaling: 100' option is highlighted in the printer's advanced settings.

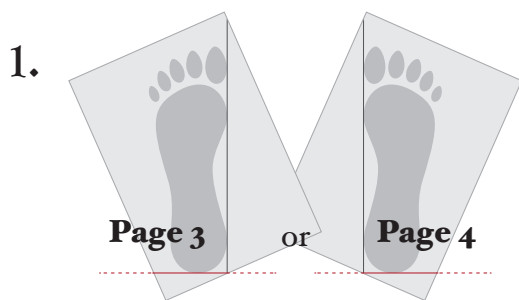
OR



Method 2

Printing with Acrobat Reader

The screenshot shows the Acrobat Reader print dialog. The 'Page Sizing & Handling' section is expanded, and the 'Custom Scale: 100%' option is highlighted with a red box. The 'Page Setup...' button is visible at the bottom left.



1. Decide first whether you want to measure your right or your left foot (page 3 or 4). Unsure about which foot you should choose? We recommend measuring both feet – the bigger one will serve as a benchmark.

2. Fold the lower right edge of the measure paper at the marked position or, if you prefer, cut it off completely.

3. In order to achieve accurate results align the paper to a straight wall or a doorframe.

ADVICE

During the day your shoe size can sometimes differ because feet can swell up. It is possible that you will have a different size in the morning than in the evening. Please measure your feet in the afternoon.

4. Place your foot on the measure paper. Please note, that your heel should touch the red line, while your foot's inner side should follow precisely the vertical line of your foot length.

ADVICE

Socks of different thicknesses can influence the result. Please put on a pair of socks that you will also wear with your new Goodyear-welted shoes.

5. Mark the highest point of your foot with a pencil as well as the ball of your smallest toe.

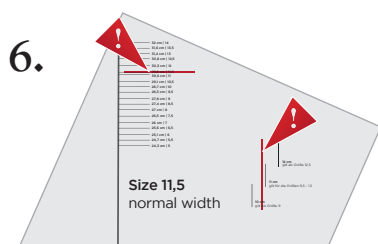
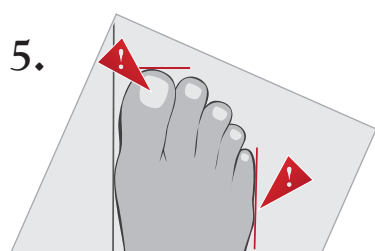
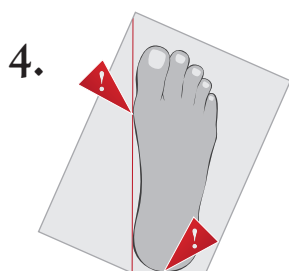
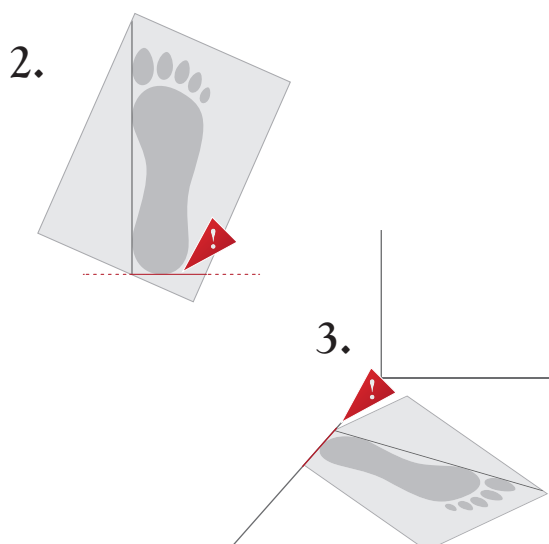
ADVICE

You can perform this measuring by yourself. To avoid any measuring errors though, it can be helpful to use the assistance of another person. In case you have nobody on hand, please be sure not to move your foot whilst you are marking the toe.

6. After you have removed your foot from the paper, you can conveniently look up your correct SHOEPASSION.com size. If the ball of your small toe reaches further than the maximum mark of your shoe size, please choose a model on an extra-wide shoe last.

ADVICE

If your mark is between two shoe sizes, please choose the higher size. If you have two different sized feet, again, please order the bigger shoe size.



- 31,2 cm | 13
- 30,8 cm | 12,5
- 30,3 cm | 12
- 29,8 cm | 11,5
- 29,6 cm | 11
- 29,1 cm | 10,5
- 28,7 cm | 10
- 28,3 cm | 9,5
- 27,8 cm | 9
- 27,4 cm | 8,5
- 27 cm | 8
- 26,5 cm | 7,5
- 26 cm | 7
- 25,6 cm | 6,5
- 25,1 cm | 6
- 24,7 cm | 5,5
- 24,3 cm | 5

Foot length

Foot width

If the ball of your small toe reaches further than the maximum wide mark, please choose a model on an extra-wide shoe last. The extra-wide shoe last is available for models 530, 531, 540, 541, 542, 551, 570, 591, 592.

- 12 cm
up to size 12,5
- 11 cm
up to size 9,5-12
- 10 cm
up to size 9

Right Foot (men)

Please fold here!

Any questions?
We are glad to help you!

 0044 20 33182476

service@shoepassion.co.uk

Size check

Printed the PDF correctly? If so, this area should be as big as a regular credit card.

Possible cards:



Credit or EC-card



EU-driver license



ID card



SHOEPASSION
— .COM —

12 cm
up to size 12,5

11 cm
up to size 9,5-12

10 cm
up to size 9

31,2 cm | 13
 30,8 cm | 12,5
 30,3 cm | 12
 29,8 cm | 11,5
 29,6 cm | 11
 29,1 cm | 10,5
 28,7 cm | 10
 28,3 cm | 9,5
 27,8 cm | 9
 27,4 cm | 8,5
 27 cm | 8
 26,5 cm | 7,5
 26 cm | 7
 25,6 cm | 6,5
 25,1 cm | 6
 24,7 cm | 5,5
 24,3 cm | 5

Foot width

If the ball of your small toe reaches further than the maximum wide mark, please choose a model on an extra-wide shoe last. The extra-wide shoe last is available for models 530, 531, 540, 541, 542, 551, 570, 591, 592.

Foot length

Left Foot (men)

Please fold here!

Questions?

We are glad to help you!



0044 20 33182476

service@shoepassion.co.uk

Size check

Printed the PDF correctly? If so, this area should be as big as a regular credit card.

Possible cards:



Credit or EC-card



EU-driver license



ID card



SHOEPASSION
.COM